

These instructions cannot cover all of the questions that may arise in a particular case. If you do not know what to do to protect your rights, you should see a lawyer.

### **What is a civil harassment restraining order?**

It is a court order that helps protect people from harassment.

### **Can I get a civil harassment restraining order?**

You can ask for one if you are worried about your safety because someone:

- Is harassing you
- Is stalking you
- Has committed acts of violence against you, or
- Has threatened you with violence

### **How will the order help me?**

The court can order a person to:

- Not harass or threaten you
- Not contact or go near you, *and*
- Not have a gun

You can also ask for protection for people who live with you and family members.

In a civil harassment case, the court cannot:

- Order a person to move out of your residence
- Order a person to pay child support to you
- Make orders for custody and visitation

If you need these orders, you should proceed under the Domestic Violence Protection Act. File Form DV-100.

The court also cannot:

- Order a person to pay money that he or she owes you
- Order someone to move out of rental property that you own
- Order someone to stop creating a nuisance that doesn't involve harassment

If you need these remedies, you must file a civil action.

### **How much does it cost?**

That depends on the type of harassment. If the restrained person has used or threatened to use violence against you or has stalked you, you do not have to pay a filing fee; otherwise, you must pay the fee.

If you cannot afford to pay the filing fee, ask the clerk how to apply for a fee waiver. Form FW-001 is available for this purpose.

If the order is based on prior acts of violence, a credible threat of violence, or stalking, you are entitled to free service of the order by a sheriff or marshal. Also, if you are eligible for a fee waiver, you can ask the sheriff or marshal to serve the order for free. If you are not eligible for free service, you may pay the sheriff or marshal to serve the order.

### **What forms do I need to get the order?**

You must fill out all of Form CH-100, *Request for Civil Harassment Restraining Orders*, and Form CLETS-001, *Confidential CLETS Information*. If you need attachments, you may use Form MC-025. You must also fill out items 1 and 2 on Form CH-109, *Notice of Court Hearing*, and items 1, 2, and 3 on Form CH-110, *Temporary Restraining Order (CLETS)*.

### **Where can I get these forms?**

You can get the forms from legal publishers or on the Internet at [www.courts.ca.gov](http://www.courts.ca.gov). You also may be able to find them at your local courthouse or county law library.

### **What do I need to do to get the order?**

You must go to the superior court in the county where the harassment took place or the person to be restrained lives. At the court, ask where you should file your request for a civil harassment restraining order. (A self-help center or legal aid association may be able to assist you in filing your request.)

At the court, give your forms to the clerk of the court. The clerk will give you a hearing date on the *Notice of Court Hearing* form, and if your request for immediate orders is granted, a copy of the *Temporary Restraining Order* signed by a judicial officer.



**How soon can I get the order?**

If you ask for a temporary restraining order, the court will decide within 24 hours whether or not to make the order. Sometimes the court decides sooner. Ask whether you should wait or come back later to get the signed *Notice of Court Hearing* and *Temporary Restraining Order*.

**How long does the order last?**

If the court makes a temporary order, it will last until your hearing date. At that time, the court will decide to continue or cancel the order. The order could last for up to five years.

**How will the person to be restrained know about the order?**

Someone age 18 or older—**not you** or anyone else to be protected by the order—must “serve” (give) the person to be restrained a copy of the order. The server must then fill out Form CH-200, *Proof of Personal Service*, and give it to you to file with the court. For help with service, ask the court clerk for Form CH-200-INFO, *What Is “Proof of Personal Service?”*.

**What if the restrained person does not obey the order?**

Call the police. The restrained person can be arrested and charged with a crime.

**Do I have to go to court?**

Yes. Go to court on the date the clerk gives you.

**Do I need to bring a witness to the court hearing?**

Witnesses are not required, but it helps to have more proof of the harassment than just your word. You can bring:

- Witnesses
- Written statements from witnesses made under oath
- Photos
- Medical or police reports
- Damaged property
- Threatening letters, e-mails, or telephone messages

The court may or may not let witnesses speak at the hearing. So, if possible, you should bring their written statements under oath to the hearing. (You can use Form MC-030, *Declaration*, for this.)

**Do I need a lawyer?**

Having a lawyer is always a good idea, but it is not required and you are not entitled to a free court-appointed attorney. Ask the court clerk about free and low-cost legal services and self-help centers in your county.

**Will I see the restrained person at the court hearing?**

If the person comes to the hearing, yes. But that person does not have the right to speak to you. If you are afraid, tell the court officer.

**Can I bring someone with me to court?**

Yes. You can bring someone to sit with you during the hearing. But that person cannot speak for you in court. Only you or your lawyer (if you have one) can speak for you.

**CH-109 Notice of Court Hearing** Clerk stamps date here when form is filed.

---

**1 Person Seeking Protection**

a. Your Full Name: \_\_\_\_\_

Your Lawyer (if you have one for this case):  
 Name: \_\_\_\_\_ State Bar No.: \_\_\_\_\_  
 Firm Name: \_\_\_\_\_

b. Your Address (If you have a lawyer, give your lawyer's information. If you do not have a lawyer and want to keep your home address private, you may give a different mailing address instead. You do not have to give telephone, fax, or e-mail.):  
 Address: \_\_\_\_\_  
 City: \_\_\_\_\_ State: \_\_\_\_\_ Zip: \_\_\_\_\_  
 Telephone: \_\_\_\_\_ Fax: \_\_\_\_\_  
 E-Mail Address: \_\_\_\_\_

Fill in court name and street address.  
 Superior Court of California, County of \_\_\_\_\_

Court fills in case number when form is filed.  
 Case Number: \_\_\_\_\_

---

**2 Person From Whom Protection Is Sought**  
 Full Name: \_\_\_\_\_

The court will complete the rest of this form.

---

**3 Notice of Hearing**  
 A court hearing is scheduled on the request for restraining orders against the person in **2**:  
 Name and address of court if different from above: \_\_\_\_\_

Hearing Date: \_\_\_\_\_ Date: \_\_\_\_\_ Time: \_\_\_\_\_  
 Dept.: \_\_\_\_\_ Room: \_\_\_\_\_

---

**4 Temporary Restraining Orders** (Any orders granted are on Form CH-110, served with this notice.)  
 a. Temporary Restraining Orders for personal conduct and stay-away orders as requested in Form CH-100, Request for Civil Harassment Restraining Orders, are (check only one box below):

(1)  All GRANTED until the court hearing.  
 (2)  All DENIED until the court hearing. (Specify reasons for denial in b, below.)  
 (3)  Partly GRANTED and partly DENIED until the court hearing. (Specify reasons for denial in b, below.)

---

Judicial Council of California, www.courtinfo.ca.gov  
 Revised July 1, 2014, Mandatory Form  
 Code of Civil Procedure, § 527.6  
 Approved by DCL **Notice of Court Hearing**  
(Civil Harassment Prevention) CH-109, Page 1 of 3



**What if I am deaf or hard of hearing?**

Assistive listening systems, computer-assisted real-time captioning, or sign language interpreter services are available if you ask at least five days before the hearing. Contact the clerk's office or go to [www.courts.ca.gov/forms](http://www.courts.ca.gov/forms) for *Request for Accommodations by Persons with Disabilities and Response* (Form MC-410). (Civ.Code, § 54.8.)

**For help in your area, contact:**

*[Local information may be inserted.]*

**What if I don't speak English?**

When you file your papers, ask the clerk if a court interpreter is available. You may have to pay a fee for the interpreter. If an interpreter is not available for your court date, you should ask someone who is not listed as a person to be protected on your Request and who is over age 18 to interpret for you .

**Can I agree with the restrained person to cancel the order?**

No. Once the order is issued, only the judge can change or cancel it. You or the restrained person would have to file a request with the court to cancel the order.



# HOW TO GET EMERGENCY ORDERS

You may ask for emergency orders if you feel you are in danger (restraining orders) or if you need emergency custody orders to protect the minor children. See Local Rules on reverse of this form.

Follow these steps to request emergency orders:

1. **COMPLETE THE FORMS:** You may obtain the forms from the Clerk's Office, Family Law Facilitator, the Court Website at [www.ventura.courts.ca.gov](http://www.ventura.courts.ca.gov) or the Judicial Council Website at [www.courtinfo.gov](http://www.courtinfo.gov).
2. **PICK A DATE AND TIME FOR YOUR HEARING:** See the schedule on reverse.
3. **GIVE NOTICE TO THE OTHER PARTY:** You must tell the other party that you are filing for this Emergency Hearing by 10 a.m. the *court day* before the hearing. In some cases, you may not have to give notice – ask the Family Law Facilitator or an attorney if you believe you would be in danger if you told the other party about this request.

• **NOTICE: If there is a restraining order issued against you in this case, you may not give notice. Someone else must give notice.**

4. **FILE YOUR PAPERS:** Be sure to file your papers with Clerk's office no later than 2 hours before your hearing but, if possible, the day before the hearing to allow the judge time to read your papers. If the papers are not filed on time, your case will not be heard.
5. **ATTEND THE HEARING:** If the judge grants your request, you will file the signed temporary order and have the other party served with the filed papers and the order. These emergency orders are made for only a short period of time. You will need to come back to court in about 3 weeks or your orders may expire.
6. **SERVE THE PAPERS AND ORDER ON THE OTHER PARTY:** Someone *other than you* must give these papers and the order to the other party. Whoever does this must sign a paper called a Proof of Service verifying that the papers were given to the other party personally. You may ask the Sheriff's Department to serve the papers. There may be a cost to do this.
7. **FILE THE PROOF OF SERVICE WITH THE COURT:** If you have not served the other party or do not have proof that the other party was served, the judge will not hear your case. Your case will be continued so that the papers can be served.
8. **ATTEND THE SECOND HEARING:** You should have an order prepared for the judge to sign.

*If you are low income or receive public assistance benefits, you may ask for a fee waiver so you do not have to pay any filing fees. (For Domestic Violence cases there is no fee)*

→ → → **IMPORTANT!!! PLEASE READ THESE LOCAL RULES**

#### **Local Rule 9.04 Family Law Ex Parte Matters**

##### **A. EMERGENCY ORDER APPLICATIONS DISFAVORED**

Emergency Orders applications are strongly disfavored. Whenever possible, in lieu of an emergency order, the court will issue orders shortening time and set the matter for full hearing at the regular family law and motion calendar. However, orders shortening time are also disfavored, and must be supported by a substantial showing of need.

##### **B. DETERMINATION BASED ON PLEADINGS**

It is the court's policy to determine emergency orders based on the pleadings submitted. Thus, requests for emergency orders normally will be determined without giving either party an opportunity for oral argument or discussion with the court.

#### **California Rule of Court 5.151 (d) (5) Contents of Application and Declaration**

##### **D. APPLICATIONS REGARDING CHILD CUSTODY OR VISITATION (PARENTING TIME)**

Applications for emergency orders granting or modifying child custody or visitation (parenting time) under Family Code section 3064 must: (A) Provide a full, detailed description of the most recent incidents showing i) Immediate harm to the child as defined in Family Code Section 3064(b) or ii) Immediate risk that the child will be removed from the State of California, (B) Specify the date of each incident described in (A), (C) Advise the court of the existing custody and visitation arrangements and how they would be changed by this emergency request, (D) Include a copy of the current custody orders, if they are available. If no orders exist, explain where and with whom the child is currently living and (E) include a completed UCCJEA (FL-105) if one has not been previously filed or if information has changed since previously filed.

#### **HOW TO GET A DATE FOR YOUR HEARING:**

Emergency requests are heard Monday through Friday at 11:30 a.m. for cases assigned to Courtrooms 31, 32, 33 and 35. You must call the secretary to make an appointment:

- If your case is assigned to Courtroom 31, 32 or 35 call 289-8762
- If your case is assigned to Courtroom 33 call 289-8772

For Domestic Violence, Harassment, Workplace Violence and Gun Violence restraining orders, or if your case is assigned to Courtroom 34, you do not need to make an appointment. Your case will be heard Monday through Friday at 1:30 p.m. in Courtroom 34. Exception: A Domestic Violence request filed in an existing Family Law case will be assigned to and heard in the courtroom of the Judicial Officer assigned to hear the existing case.

For Elder/Dependant Adult Abuse restraining orders you do not need to make an appointment. Your case will be heard Monday through Friday at 11:30 a.m. in Courtroom 33.

ATTORNEY OF PARTY WITHOUT ATTORNEY (Name and Address)	Telephone Number	FOR COURT USE ONLY
ATTORNEY FOR (Name):		
SUPERIOR COURT OF CALIFORNIA, COUNTY OF VENTURA <input type="checkbox"/> 800 SOUTH VICTORIA AVE. VENTURA, CA 93009 <input type="checkbox"/> 4353 VINEYARD AVE., OXNARD, CA 93036		Limited Civil Case
PLAINTIFF/PETITIONER: DEFENDANT/RESPONDENT:		
<b>DECLARATION RE EX PARTE NOTICE</b>		CASE NUMBER:
<input type="checkbox"/> Dom. Violence Restraining Order <input type="checkbox"/> Civil Harassment Restraining order <input type="checkbox"/> Other Family Law / Custody <input type="checkbox"/> Other Civil / Probate		

**Instructions:** The person giving the notice must state how notice was given, where the hearing is to be held, and what orders are requested. If notice is not being given, please advance to page two of this form.

I, \_\_\_\_\_, declare:

1. I informed the person listed above that an order would be sought in the Superior Court of Ventura County at

800 South Victoria Ave., Ventura       4353 Vineyard Ave., Oxnard

on:      Date: \_\_\_\_\_      Time: \_\_\_\_\_      Courtroom: \_\_\_\_\_

Person informed: (Name) \_\_\_\_\_ Date and time informed: \_\_\_\_\_

How Informed:

By telephone to the       party       attorney at (Telephone Number) \_\_\_\_\_

By leaving a message with (Name) \_\_\_\_\_ relationship to party: \_\_\_\_\_

at (Telephone Number) \_\_\_\_\_  In person

By leaving a message on voicemail of the party at (Telephone Number) \_\_\_\_\_

By personally informing:       party       attorney

In writing (copy must be attached).

2. I told him/her that the orders requested included, but were not limited to:

Domestic Violence Restraining Orders with       move-out orders       custody orders

Civil Harassment Restraining Orders

Custody / visitation orders, specifically: \_\_\_\_\_

Other: \_\_\_\_\_

and that he/she should appear at the above time and place if he/she wished to be heard by the court.

3. I       do       do not      expect the other party to oppose my request.

I declare under penalty of perjury under the laws of the State of California that the foregoing is true and correct.

Dated: \_\_\_\_\_

\_\_\_\_\_  
Signature of Declarant

DECLARATION RE: EXPARTE NOTICE - NO NOTICE GIVEN

- Dom. Violence Restraining Order
- Other Family Law / Custody

- Civil Harassment Restraining order
- Other Civil / Probate

**Instructions:** Notice must be given for all Ex Parte requests unless the person requesting the order can establish exceptional circumstances to excuse notice.

1. I, \_\_\_\_\_, am requesting Ex Parte orders as stated below. I am requesting that notice be excused in this matter.

2. Ex Parte hearing is set at  **800 South Victoria Ave., Ventura**  
 **3855-F Alamo St., Simi Valley**  
 **4353 Vineyard Ave., Oxnard**

on: **Date:** \_\_\_\_\_ **Time:** \_\_\_\_\_ **Courtroom:** \_\_\_\_\_

3. I am requesting the following orders:

- Domestic Violence Restraining Orders with  move-out orders  custody orders
- Civil Harassment Restraining Orders
- Custody / visitation orders, specifically: \_\_\_\_\_
- Other Civil/Probate orders, specifically: \_\_\_\_\_

4. Notice should be excused because (provide details as to why the other party should not be told, in advance, of your request for emergency orders)

- I do not have any way to give notice to the other party because: \_\_\_\_\_
- If notice is given, I, or the children, will suffer immediate harm, specifically: \_\_\_\_\_
- Giving notice would frustrate the purpose of this order because: \_\_\_\_\_

I declare under penalty of perjury under the laws of the State of California that the foregoing is true and correct.

Dated: \_\_\_\_\_



ATTORNEY OR PARTY WITHOUT ATTORNEY (Name and Address) <span style="float: right;">Telephone Number</span>  E-MAIL ADDRESS ATTORNEY FOR (Name):	FOR COURT USE ONLY
SUPERIOR COURT OF CALIFORNIA, COUNTY OF VENTURA  <input type="checkbox"/> 800 SOUTH VICTORIA AVE. VENTURA, CA 93009  <input type="checkbox"/> 3855 – F ALAMO ST. SIMI VALLEY, CA 93063-2110	
PETITIONER:  RESPONDENT:	
<b>CONSENT FOR COURT ASSIGNMENT (FAMILY LAW)</b>	CASE NUMBER:

The undersigned hereby consents that the cause titled and numbered above may be tried by \_\_\_\_\_, Court Commissioner of the Ventura County Superior Court, as temporary judge, in accordance with Article 6, Section 21 of the Constitution of the State of California.

It is understood by the undersigned that by order of the Presiding Judge of the Ventura County Superior Court, Commissioner \_\_\_\_\_ has been appointed to act as temporary judge to try the above referenced case, hear and decide all motions and make any orders including sentencing connected with this case. It is understood that Commissioner JoAnn Johnson, has been appointed to try the case referred to, and has taken the necessary oath of office to try the case as temporary judge.

Dated: \_\_\_\_\_

Signature of litigant or attorney

\_\_\_\_\_  
 \_\_\_\_\_  
 \_\_\_\_\_  
 \_\_\_\_\_



Clerk stamps date here when form is filed.

Read *Can a Civil Harassment Restraining Order Help Me?* (form CH-100-INFO) before completing this form. Also fill out *Confidential CLETS Information* (form CLETS-001) with as much information as you know.

Fill in court name and street address:

**Superior Court of California, County of**

Court fills in case number when form is filed.

**Case Number:**

**1 Person Seeking Protection**

a. Your Full Name: \_\_\_\_\_ Age: \_\_\_\_\_

Your Lawyer (if you have one for this case)  
Name: \_\_\_\_\_ State Bar No.: \_\_\_\_\_  
Firm Name: \_\_\_\_\_

b. Your Address (If you have a lawyer, give your lawyer's information. If you do not have a lawyer and want to keep your home address private, you may give a different mailing address instead. You do not have to give telephone, fax, or e-mail.)

Address: \_\_\_\_\_  
City: \_\_\_\_\_ State: \_\_\_\_\_ Zip: \_\_\_\_\_  
Telephone: \_\_\_\_\_ Fax: \_\_\_\_\_  
E-Mail Address: \_\_\_\_\_

**2 Person From Whom Protection Is Sought**

Full Name: \_\_\_\_\_ Age: \_\_\_\_\_

Address (if known): \_\_\_\_\_

City: \_\_\_\_\_ State: \_\_\_\_\_ Zip: \_\_\_\_\_

**3 Additional Protected Persons**

a. Are you asking for protection for any other family or household members?  Yes  No *If yes, list them:*

<u>Full Name</u>	<u>Sex</u>	<u>Age</u>	<u>Lives with you?</u>	<u>How are they related to you?</u>
_____	_____	_____	<input type="checkbox"/> Yes <input type="checkbox"/> No	_____
_____	_____	_____	<input type="checkbox"/> Yes <input type="checkbox"/> No	_____
_____	_____	_____	<input type="checkbox"/> Yes <input type="checkbox"/> No	_____
_____	_____	_____	<input type="checkbox"/> Yes <input type="checkbox"/> No	_____

Check here if there are more persons. Attach a sheet of paper and write "Attachment 3a—Additional Protected Persons" for a title. You may use form MC-025, Attachment.

b. Why do these people need protection? (Explain below):

Check here if there is not enough space for your answer. Put your complete answer on the attached sheet of paper or form MC-025 and write "Attachment 3b—Why Others Need Protection" for a title.

**This is not a Court Order.**



**4 Relationship of Parties**

How do you know the person in (2)? (Explain below):

- Check here if there is not enough space for your answer. Put your complete answer on the attached sheet of paper or form MC-025 and write "Attachment 4—Relationship of Parties" for a title.

**5 Venue**

Why are you filing in this county? (Check all that apply):

- a.  The person in (2) lives in this county.
- b.  I was harassed by the person in (2) in this county.
- c.  Other (specify): \_\_\_\_\_

**6 Other Court Cases**

a. Have you or any of the persons named in (3) been involved in another court case with the person in (2)?

- Yes  No (If yes, check each kind of case and indicate where and when each was filed.)

	Kind of Case	Filed in (County/State)	Year Filed	Case Number (if known)
(1)	<input type="checkbox"/> Civil Harassment	_____	_____	_____
(2)	<input type="checkbox"/> Domestic Violence	_____	_____	_____
(3)	<input type="checkbox"/> Divorce, Nullity, Legal Separation	_____	_____	_____
(4)	<input type="checkbox"/> Paternity, Parentage, Child Custody	_____	_____	_____
(5)	<input type="checkbox"/> Elder or Dependent Adult Abuse	_____	_____	_____
(6)	<input type="checkbox"/> Eviction	_____	_____	_____
(7)	<input type="checkbox"/> Guardianship	_____	_____	_____
(8)	<input type="checkbox"/> Workplace Violence	_____	_____	_____
(9)	<input type="checkbox"/> Small Claims	_____	_____	_____
(10)	<input type="checkbox"/> Criminal	_____	_____	_____
(11)	<input type="checkbox"/> Other (specify): _____	_____	_____	_____

b. Are there now any protective or restraining orders in effect relating to you or any of the persons in (3) and the person in (2)?  No  Yes (If yes, attach a copy if you have one.)

**7 Description of Harassment**

Harassment means violence or threats of violence against you, or a course of conduct that seriously alarmed, annoyed, or harassed you and caused you substantial emotional distress. A course of conduct is more than one act.

a. Tell the court about the last time the person in (2) harassed you.

- (1) When did it happen? (provide date or estimated date): \_\_\_\_\_
- (2) Who else was there? \_\_\_\_\_  
 \_\_\_\_\_  
 \_\_\_\_\_

**This is not a Court Order.**



7 a. (3) How did the person in 2 harass you? (Explain below):

Check here if there is not enough space for your answer. Put your complete answer on the attached sheet of paper or form MC-025 and write "Attachment 7a(3)—Describe Harassment" for a title.

Blank lines for writing the answer to question 7a(3).

(4) Did the person in 2 use or threaten to use a gun or any other weapon?

Yes No (If yes, explain below):

Check here if there is not enough space for your answer. Put your complete answer on the attached sheet of paper or form MC-025 and write "Attachment 7a(4)—Use of Weapons" for a title.

Blank lines for writing the answer to question 7a(4).

(5) Were you harmed or injured because of the harassment?

Yes No (If yes, explain below):

Check here if there is not enough space for your answer. Put your complete answer on the attached sheet of paper or form MC-025 and write "Attachment 7a(5)—Harm or Injury" for a title.

Blank lines for writing the answer to question 7a(5).

(6) Did the police come? Yes No

If yes, did they give you or the person in 2 an Emergency Protective Order? Yes No

If yes, the order protects (check all that apply):

Me The person in 2 The persons in 3.

(Attach a copy of the order if you have one.)

b. Has the person in 2 harassed you at other times?

Yes No (If yes, describe prior incidents and provide dates of harassment below):

Check here if there is not enough space for your answer. Put your complete answer on the attached sheet of paper or form MC-025 and write "Attachment 7b—Previous Harassment" for a title.

Blank lines for writing the answer to question 7b.

This is not a Court Order.



**Check the orders you want.**

**8  Personal Conduct Orders**

I ask the court to order the person in **(2)** **not** to do any of the following things to me or to any person to be protected listed in **(3)**:

- a.  Harass, intimidate, molest, attack, strike, stalk, threaten, assault (sexually or otherwise), hit, abuse, destroy personal property of, or disturb the peace of the person.
- b.  Contact the person, either directly or indirectly, in **any** way, including, but not limited to, in person, by telephone, in writing, by public or private mail, by interoffice mail, by e-mail, by text message, by fax, or by other electronic means.
- c.  Other (*specify*):  
 *Check here if there is not enough space for your answer. Put your complete answer on the attached sheet of paper or form MC-025 and write "Attachment 8c—Other Personal Conduct Orders," for a title.*

\_\_\_\_\_  
 \_\_\_\_\_  
 \_\_\_\_\_

*The person in **(2)** will be ordered not to take any action to get the addresses or locations of any protected person unless the court finds good cause not to make the order.*

**9  Stay-Away Orders**

a. I ask the court to order the person in **(2)** to stay at least \_\_\_\_\_ yards away from (*check all that apply*):

- (1)  Me.
- (2)  The other persons listed in **(3)**.
- (3)  My home.
- (4)  My job or workplace.
- (5)  My school.
- (6)  My children's school.
- (7)  My children's place of child care.
- (8)  My vehicle.
- (9)  Other (*specify*):

\_\_\_\_\_  
 \_\_\_\_\_  
 \_\_\_\_\_  
 \_\_\_\_\_  
 \_\_\_\_\_

b. If the court orders the person in **(2)** to stay away from all the places listed above, will he or she still be able to get to his or her home, school, or job?  Yes  No (*If no, explain below*):

*Check here if there is not enough space for your answer. Put your complete answer on the attached sheet of paper or form MC-025 and write "Attachment 9b—Stay-Away Orders," for a title.*

\_\_\_\_\_  
 \_\_\_\_\_

**10  Guns or Other Firearms and Ammunition**

Does the person in **(2)** own or possess any guns or other firearms?  Yes  No  I don't know

*If the judge grants a protective order, the person in **(2)** will be prohibited from owning, possessing, purchasing, receiving, or attempting to purchase or receive a gun, other firearm, and ammunition while the protective order is in effect. The person in **(2)** will also be ordered to turn in to law enforcement, or sell to or store with a licensed gun dealer, any guns or firearms within his or her immediate possession or control.*

**This is not a Court Order.**



**11**  **Temporary Restraining Order**

I request that a Temporary Restraining Order (TRO) be issued against the person in (2) to last until the hearing. I am presenting form CH-110, *Temporary Restraining Order*, for the court's signature together with this *Request*.

Has the person in (2) been told that you were going to go to court to seek a TRO against him/her?

Yes  No (If you answered no, explain why below):

Check here if there is not enough space for your answer. Put your complete answer on the attached sheet of paper or form MC-025 and write "Attachment 11—Temporary Restraining Order" for a title.

**12**  **Request to Give Less Than Five Days' Notice of Hearing**

You must have your papers personally served on the person in (2) at least five days before the hearing, unless the court orders a shorter time for service. (Form CH-200-INFO explains What Is "Proof of Personal Service"? Form CH-200, Proof of Personal Service, may be used to show the court that the papers have been served.)

If you want there to be fewer than five days between service and the hearing, explain why below:

Check here if there is not enough space for your answer. Put your complete answer on the attached sheet of paper or form MC-025 and write "Attachment 12—Request to Give Less Than Five Days' Notice" for a title.

**13**  **No Fee for Filing or Service**

- a.  There should be no filing fee because the person in (2) has used or threatened to use violence against me, has stalked me, or has acted or spoken in some other way that makes me reasonably fear violence.
- b.  The sheriff or marshal should serve (notify) the person in (2) about the orders for free because my request for orders is based on unlawful violence, a credible threat of violence, or stalking.
- c.  There should be no filing fee and the sheriff or marshal should serve the person in (2) for free because I am entitled to a fee waiver. (You must complete and file form FW-001, Application for Waiver of Court Fees and Costs.)

**14**  **Lawyer's Fees and Costs**

I ask the court to order payment of my  lawyer's fees  Court costs.

The amounts requested are:

<u>Item</u>	<u>Amount</u>	<u>Item</u>	<u>Amount</u>
_____	\$ _____	_____	\$ _____
_____	\$ _____	_____	\$ _____
_____	\$ _____	_____	\$ _____

Check here if there are more items. Put the items and amounts on the attached sheet of paper or form MC-025 and write "Attachment 14—Lawyer's Fees and Costs" for a title.

**This is not a Court Order.**



**15**  **Possession and Protection of Animals**

I ask the court to order the following:

- a.  That I be given the sole possession, care, and control of the animals listed below, which I own, possess, lease, keep, or hold, or which reside in my household.  
*(Identify animals by, e.g., type, breed, name, color, sex.)*

\_\_\_\_\_  
\_\_\_\_\_

I request sole possession of the animals because *(specify good cause for granting order)*:

- Check here if there is not enough space for your answer. Put your complete answer on the attached sheet of paper or form MC-025 and write "Attachment 15a—Possession of Animals" for a title.

\_\_\_\_\_  
\_\_\_\_\_  
\_\_\_\_\_

- b.  That the person in **(2)** must stay at least \_\_\_\_\_ yards away from, and not take, sell, transfer, encumber, conceal, molest, attack, strike, threaten, harm, or otherwise dispose of, the animals listed above.

**16**  **Additional Orders Requested**

I ask the court to make the following additional orders *(specify)*:


- Check here if there is not enough space for your answer. Put your complete answer on the attached sheet of paper or form MC-025 and write "Attachment 16—Additional Orders Requested," for a title.

\_\_\_\_\_  
\_\_\_\_\_  
\_\_\_\_\_

**17** Number of pages attached to this form, if any: \_\_\_\_\_

Date: \_\_\_\_\_

\_\_\_\_\_  
*Lawyer's name (if any)*

 \_\_\_\_\_  
*Lawyer's signature*

I declare under penalty of perjury under the laws of the State of California that the information above and on all attachments is true and correct.

Date: \_\_\_\_\_

\_\_\_\_\_  
*Type or print your name*

 \_\_\_\_\_  
*Sign your name*

**This is not a Court Order.**



PLAINTIFF/PETITIONER: DEFENDANT/RESPONDENT:	CASE NUMBER:
--	--------------

**DECLARATION**

*(This form must be attached to another form or court paper before it can be filed in court.)*

I declare under penalty of perjury under the laws of the State of California that the foregoing is true and correct.

Date:

\_\_\_\_\_  
(TYPE OR PRINT NAME)

\_\_\_\_\_  
(SIGNATURE OF DECLARANT)

- Attorney for     Plaintiff     Petitioner     Defendant
- Respondent     Other (*Specify*):



Clerk stamps date here when form is filed.

Fill in court name and street address:

**Superior Court of California, County of**

Court fills in case number when form is filed.

**Case Number:**

**1 Person Seeking Protection**

a. Your Full Name: \_\_\_\_\_

Your Lawyer (if you have one for this case):

Name: \_\_\_\_\_ State Bar No.: \_\_\_\_\_

Firm Name: \_\_\_\_\_

b. Your Address (If you have a lawyer, give your lawyer's information. If you do not have a lawyer and want to keep your home address private, you may give a different mailing address instead. You do not have to give telephone, fax, or e-mail.):

Address: \_\_\_\_\_

City: \_\_\_\_\_ State: \_\_\_\_\_ Zip: \_\_\_\_\_

Telephone: \_\_\_\_\_ Fax: \_\_\_\_\_

E-Mail Address: \_\_\_\_\_

**2 Person From Whom Protection Is Sought**

Full Name: \_\_\_\_\_

*The court will complete the rest of this form.*

**3 Notice of Hearing**

**A court hearing is scheduled on the request for restraining orders against the person in 2:**

Name and address of court if different from above:

<b>Hearing Date</b>	→ Date: _____	Time: _____	_____
	Dept.: _____	Room: _____	_____

**4 Temporary Restraining Orders** (Any orders granted are on Form CH-110, served with this notice.)

a. Temporary Restraining Orders for personal conduct and stay-away orders as requested in Form CH-100, Request for Civil Harassment Restraining Orders, are (check only one box below):

- (1)  All **GRANTED** until the court hearing.
- (2)  All **DENIED** until the court hearing. (Specify reasons for denial in b, below.)
- (3)  Partly **GRANTED** and partly **DENIED** until the court hearing. (Specify reasons for denial in b, below.)



b. Reasons for denial of some or all of those personal conduct and stay-away orders as requested in Form CH-100, *Request for Civil Harassment Restraining Orders*, are:

(1)  The facts as stated in Form CH-100 do not sufficiently show acts of violence, threats of violence, or a course of conduct that seriously alarmed, annoyed, or harassed the person in ① and caused substantial emotional distress.

(2)  Other (specify):  As set forth on Attachment 4b.

\_\_\_\_\_  
\_\_\_\_\_  
\_\_\_\_\_  
\_\_\_\_\_  
\_\_\_\_\_  
\_\_\_\_\_  
\_\_\_\_\_  
\_\_\_\_\_

**⑤ Service of Documents by The Person in ①**

At least  five  \_\_\_\_\_ days before the hearing, someone age 18 or older—not you or anyone to be protected—must personally give (serve) a court file-stamped copy of this Form CH-109, to the person in ② along with a copy of all the forms indicated below: *Notice of Court Hearing*,

- a. CH-100, *Request for Civil Harassment Restraining Orders* (file-stamped)
- b.  CH-110, *Temporary Restraining Order* (file-stamped) **IF GRANTED**
- c. CH-120, *Response to Request for Civil Harassment Restraining Orders* (blank form)
- d. CH-120-INFO, *How Can I Respond to a Request for Civil Harassment Restraining Orders?*
- e. CH-250, *Proof of Service of Response by Mail* (blank form)
- f.  Other (specify): \_\_\_\_\_

Date: \_\_\_\_\_  \_\_\_\_\_  
Judicial Officer

**To the Person in ① :**

- The court cannot make the restraining orders after the court hearing unless the person in ② has been personally given (served) a copy of your request and any temporary orders. To show that the person in ② has been served, the person who served the forms must fill out a proof of service form. Form CH-200, *Proof of Personal Service*, may be used.
- For information about service, read Form CH-200-INFO, *What Is “Proof of Personal Service”?*
- If you are unable to serve the person in ② in time, you may ask for more time to serve the documents. Use Form CH-115, *Request to Continue Court Hearing and to Reissue Temporary Restraining Order*.



**To the Person in ② :**

- If you want to respond to the request for orders in writing, file Form CH-120, *Response to Request for Civil Harassment Restraining Orders*, and have someone age 18 or older—**not you or anyone to be protected**—mail it to the person in ①.
- The person who mailed the form must fill out a proof of service form. Form CH-250, *Proof of Service of Response by Mail*, may be used. File the completed form with the court before the hearing and bring a copy with you to the court hearing.
- Whether or not you respond in writing, go to the hearing if you want the judge to hear from you before making an order. You may tell the judge why you agree or disagree with the orders requested.
- You may bring witnesses and other evidence.
- At the hearing, the judge may make restraining orders against you that could last up to five years and may order you to turn in to law enforcement, or sell to or store with a licensed gun dealer, any firearms that you own or possess.

**Request for Accommodations**

Assistive listening systems, computer-assisted real-time captioning, or sign language interpreter services are available if you ask at least five days before the hearing. Contact the clerk's office or go to [www.courts.ca.gov/forms](http://www.courts.ca.gov/forms) for *Request for Accommodations by Persons with Disabilities and Response* (Form MC-410). (Civ. Code, § 54.8.)

*(Clerk will fill out this part.)*

**—Clerk's Certificate—**

I certify that this *Notice of Court Hearing* is a true and correct copy of the original on file in the court.

*Clerk's Certificate*  
[seal]

Date: \_\_\_\_\_

Clerk, by \_\_\_\_\_, Deputy



Clerk stamps date here when form is filed.

Person in ① must complete items ①, ②, and ③ only.

**① Protected Person**

a. Your Full Name: \_\_\_\_\_

Your Lawyer (if you have one for this case):

Name: \_\_\_\_\_ State Bar No.: \_\_\_\_\_

Firm Name: \_\_\_\_\_

b. Your Address (If you have a lawyer, give your lawyer's information. If you do not have a lawyer and want to keep your home address private, you may give a different mailing address instead. You do not have to give telephone, fax, or e-mail.):

Address: \_\_\_\_\_

City: \_\_\_\_\_ State: \_\_\_\_\_ Zip: \_\_\_\_\_

Telephone: \_\_\_\_\_ Fax: \_\_\_\_\_

E-Mail Address: \_\_\_\_\_

Fill in court name and street address:

**Superior Court of California, County of**

Court fills in case number when form is filed.

**Case Number:**

**② Restrained Person**

Full Name: \_\_\_\_\_

Description:

Sex:  M  F Height: \_\_\_\_\_ Weight: \_\_\_\_\_ Date of Birth: \_\_\_\_\_

Hair Color: \_\_\_\_\_ Eye Color: \_\_\_\_\_ Age: \_\_\_\_\_ Race: \_\_\_\_\_

Home Address (if known): \_\_\_\_\_

City: \_\_\_\_\_ State: \_\_\_\_\_ Zip: \_\_\_\_\_

Relationship to Protected Person: \_\_\_\_\_

**③  Additional Protected Persons**

In addition to the person named in ①, the following family or household members of that person are protected by the temporary orders indicated below:

<u>Full Name</u>	<u>Sex</u>	<u>Age</u>	<u>Household Member?</u>	<u>Relation to Protected Person</u>
_____	_____	_____	<input type="checkbox"/> Yes <input type="checkbox"/> No	_____
_____	_____	_____	<input type="checkbox"/> Yes <input type="checkbox"/> No	_____
_____	_____	_____	<input type="checkbox"/> Yes <input type="checkbox"/> No	_____

Check here if there are additional persons. List them on an attached sheet of paper and write "Attachment 3—Additional Protected Persons" as a title. You may use form MC-025, Attachment.

The court will complete the rest of this form.

**④ Expiration Date**

This Order expires at the end of the hearing scheduled for the date and time below:

Date: \_\_\_\_\_ Time: \_\_\_\_\_  a.m.  p.m.

**This is a Court Order.**



**To the Person in ② :**

The court has granted the temporary orders checked as granted below. If you do not obey these orders, you can be arrested and charged with a crime. You may be sent to jail for up to one year, pay a fine of up to \$1,000, or both.

**⑤ Personal Conduct Orders**

Not Requested     Denied Until the Hearing     Granted as Follows:

- a. You must **not** do the following things to the person named in ①
  - and to the other protected persons listed in ③ :
  - (1)  Harass, intimidate, molest, attack, strike, stalk, threaten, assault (sexually or otherwise), hit, abuse, destroy personal property of, or disturb the peace of the person.
  - (2)  Contact the person, either directly or indirectly, in **any** way, including, but not limited to, in person, by telephone, in writing, by public or private mail, by interoffice mail, by e-mail, by text message, by fax, or by other electronic means.
  - (3)  Take any action to obtain the person’s address or location. If this item (3) is not checked, the court has found good cause not to make this order.
  - (4)  Other (*specify*):
    - Other personal conduct orders are attached at the end of this Order on Attachment 5a(4).

- b. Peaceful written contact through a lawyer or a process server or other person for service of legal papers related to a court case is allowed and does not violate this order. However, you may have your papers served by mail on the person in ①.

**⑥ Stay-Away Order**

Not Requested     Denied Until the Hearing     Granted as Follows:

- a. You must stay at least \_\_\_\_\_ yards away from (*check all that apply*):
  - (1)  The person in ①
  - (2)  Each person in ③
  - (3)  The home of the person in ①
  - (4)  The job or workplace of the person in ①
  - (5)  The school of the person in ①
  - (6)  The school of the children of the person in ①
  - (7)  The place of child care of the children of the person in ①
  - (8)  The vehicle of the person in ①
  - (9)  Other (*specify*):

- b. This stay-away order does not prevent you from going to or from your home or place of employment.

**⑦ No Guns or Other Firearms and Ammunition**

- a. You cannot own, possess, have, buy or try to buy, receive or try to receive, or in any other way get guns, other firearms, or ammunition.
- b. You must:
  - (1) Sell to or store with a licensed gun dealer, or turn in to a law enforcement agency, any guns or other firearms in your immediate possession or control. This must be done within 24 hours of being served with this Order.

**This is a Court Order.**





(2) File a receipt with the court within 48 hours of receiving this Order that proves that your guns or firearms have been turned in, sold, or stored. *(You may use form CH-800, Proof of Firearms Turned In, Sold, or Stored, for the receipt.)*

c.  The court has received information that you own or possess a firearm.

**8 Possession and Protection of Animals**

**Not Requested**     **Denied Until the Hearing**     **Granted as Follows** *(specify):*

a.  The person in ① is given the sole possession, care, and control of the animals listed below, which are owned, possessed, leased, kept, or held by him or her, or reside in his or her household.  
*(Identify animals by, e.g., type, breed, name, color, sex.)*

\_\_\_\_\_

\_\_\_\_\_

b.  The person in ② must stay at least \_\_\_\_\_ yards away from, and not take, sell, transfer, encumber, conceal, molest, attack, strike, threaten, harm, or otherwise dispose of, the animals listed above.

**9 Other Orders**

**Not Requested**     **Denied Until the Hearing**     **Granted as Follows** *(specify):*

\_\_\_\_\_

\_\_\_\_\_

\_\_\_\_\_

Additional orders are attached at the end of this Order on Attachment 9.

**To the Person in ① :**

**10 Mandatory Entry of Order Into CARPOS Through CLETS**

This Order must be entered into the California Restraining and Protective Order System (CARPOS) through the California Law Enforcement Telecommunications System (CLETS). *(Check one):*

- a.  The clerk will enter this Order and its proof-of-service form into CARPOS.
- b.  The clerk will transmit this Order and its proof-of-service form to a law enforcement agency to be entered into CARPOS.
- c.  By the close of business on the date that this Order is made, the person in ① or his or her lawyer should deliver a copy of the Order and its proof-of-service form to the law enforcement agency listed below to enter into CARPOS:

Name of Law Enforcement Agency

\_\_\_\_\_

Address (City, State, Zip)

\_\_\_\_\_

Additional law enforcement agencies are listed at the end of this Order on Attachment 10.

**This is a Court Order.**



**11 No Fee to Serve (Notify) Restrained Person**       **Ordered**       **Not Ordered**

The sheriff or marshal will serve this Order without charge because:

- a.  The Order is based on unlawful violence, a credible threat of violence, or stalking.
- b.  The person in ① is entitled to a fee waiver.

**12** Number of pages attached to this Order, if any: \_\_\_\_\_

Date: \_\_\_\_\_

\_\_\_\_\_  
*Judicial Officer*

**Warnings and Notices to the Restrained Person in ②**

**You Cannot Have Guns or Firearms**

You cannot own, have, possess, buy or try to buy, receive or try to receive, or otherwise get guns, other firearms, or ammunition while this Order is in effect. If you do, you can go to jail and pay a \$1,000 fine. You must sell to or store with a licensed gun dealer, or turn in to a law enforcement agency, any guns or other firearms that you have or control as stated in item ⑦ above. The court will require you to prove that you did so.

**Notice Regarding Nonappearance at Hearing and Service of Order**

If you have been personally served with this Temporary Restraining Order and form CH-109, *Notice of Court Hearing*, but you do not appear at the hearing either in person or by a lawyer, and a restraining order that is the same as this Temporary Restraining Order except for the expiration date is issued at the hearing, a copy of the order will be served on you by mail at the address in item ②.

If this address is not correct or you wish to verify that the Temporary Restraining Order was converted into a restraining order at the hearing without substantive change, or to find out the duration of the order, contact the clerk of the court.

**After You Have Been Served With a Restraining Order**

- Obey all the orders.
- Read form CH-120-INFO, *How Can I Respond to a Request for Civil Harassment Restraining Orders?*, to learn how to respond to this Order.
- If you want to respond, fill out form CH-120, *Response to Request for Civil Harassment Restraining Orders*, and file it with the court clerk. You do not have to pay any fee to file your response if the Request claims that you inflicted or threatened violence against or stalked the person in ①.
- You must have form CH-120 served by mail on the person in ① or that person's attorney. You cannot do this yourself. The person who does the mailing should complete and sign form CH-250, *Proof of Service of Response by Mail*. File the completed proof of service with the court clerk before the hearing date or bring it with you to the hearing.
- In addition to the response, you may file and have declarations served, signed by you and other persons who have personal knowledge of the facts. You may use form MC-030, *Declaration*, for this purpose. It is available from the clerk's office at the court shown on page 1 of this form or at [www.courts.ca.gov/forms](http://www.courts.ca.gov/forms). If you do not know how to prepare a declaration, you should see a lawyer.

**This is a Court Order.**



- Whether or not you file a response, you should attend the hearing. If you have any witnesses, they must also go to the hearing.
- At the hearing, the judge can make restraining orders against you that last for up to five years. Tell the judge why you disagree with the orders requested.

## Instructions for Law Enforcement

### Enforcing the Restraining Order

This order is enforceable by any law enforcement agency that has received the order, is shown a copy of the order, or has verified its existence on the California Restraining and Protective Orders System (CARPOS). If the law enforcement agency has not received proof of service on the restrained person, the agency must advise the restrained person of the terms of the order and then must enforce it. Violations of this order are subject to criminal penalties.

### Start Date and End Date of Orders

This order *starts* on the date next to the judge's signature on page 4. The order *ends* on the expiration date in item ④ on page 1.

### Arrest Required if Order Is Violated

If an officer has probable cause to believe that the restrained person had notice of the order and has disobeyed the order, the officer must arrest the restrained person. (Pen. Code, §§ 836(c)(1), 13701(b).) A violation of the order may be a violation of Penal Code section 166 or 273.6. Agencies are encouraged to enter violation messages into CARPOS.

### Notice/Proof of Service

The law enforcement agency must first determine if the restrained person had notice of the order. Consider the restrained person "served" (given notice) if (Pen. Code, § 836(c)(2)):

- The officer sees a copy of the Proof of Service or confirms that the Proof of Service is on file; or
- The restrained person was informed of the order by an officer.

An officer can obtain information about the contents of the order and proof of service in CARPOS. If proof of service on the restrained person cannot be verified, the agency must advise the restrained person of the terms of the order and then enforce it.

### If the Protected Person Contacts the Restrained Person

Even if the protected person invites or consents to contact with the restrained person, this order remains in effect and must be enforced. The protected person cannot be arrested for inviting or consenting to contact with the restrained person. The order can be changed only by another court order. (Pen. Code, § 13710(b).)

**This is a Court Order.**



**Conflicting Orders—Priorities for Enforcement**

**If more than one restraining order has been issued, the orders must be enforced according to the following priorities** (see Pen. Code, § 136.2; Fam. Code, §§ 6383(h)(2), 6405(b)):

1. *EPO*: If one of the orders is an *Emergency Protective Order* (form EPO-001) and is more restrictive than other restraining or protective orders, it has precedence in enforcement over all other orders.
2. *No Contact Order*: If there is no EPO, a no-contact order that is included in a restraining or protective order has precedence over any other restraining or protective order.
3. *Criminal Order*: If none of the orders includes a no contact order, a domestic violence protective order issued in a criminal case takes precedence in enforcement over any conflicting civil court order. Any nonconflicting terms of the civil restraining order remain in effect and enforceable.
4. *Family, Juvenile, or Civil Order*: If more than one family, juvenile, or other civil restraining or protective order has been issued, the one that was issued last must be enforced.

(Clerk will fill out this part.)

Clerk's Certificate  
[seal]

**—Clerk's Certificate—**

I certify that this *Temporary Restraining Order* is a true and correct copy of the original on file in the court.

Date: \_\_\_\_\_ Clerk, by \_\_\_\_\_, Deputy

**This is a Court Order.**

**What is “Service”?**

Service is the act of giving your legal papers to the other party. There are many kinds of service—in person, by mail, and others. This form is about personal or “in-person” service. The *Request for Civil Harassment Restraining Orders* (Form CH-100), the *Notice of Court Hearing* (Form CH-109), and the *Temporary Restraining Order* (Form CH-110) must be served “in person.” That means that someone must personally “serve” (give) a copy of the forms to the person to be restrained. These forms cannot be served by mail.

Service lets the other person know:

- What orders you are asking for
- The hearing date
- How to respond

**Why do I have to get the orders served?**

- The police cannot arrest anyone for violating an order unless that person knows about the order.
- The judge cannot make the orders permanent unless the restrained person was served.

**Who can serve?**

Ask someone you know, a process server, or a law enforcement agency to personally serve (give) a copy of the forms to the person to be restrained. You **cannot** send the forms to that person by mail.

The server must:

- Be 18 years of age or older
- Not be you or anyone whom you are asking to be protected by the orders

The sheriff or marshal may be authorized to serve the court’s orders **for free** if the orders are based on claims of stalking, unlawful violence, or a credible threat of violence, or if you are entitled to a fee waiver.

A “registered process server” is a business you pay to deliver court forms. Look for “Process Serving” in the Yellow Pages or on the Internet.

(If a law enforcement agency or the process server uses a different proof-of-service form, make sure it lists the forms served.)



*Don't serve it by mail!*

**How to serve**

Ask the server to:

- Walk up to the person to be served.
- Make sure it is the right person. Ask the person’s name.
- Give the person copies of all papers checked on Form CH-200, *Proof of Personal Service*.
- Fill out and sign the *Proof of Personal Service* form.
- Give the signed *Proof of Personal Service* to you.

**What if the person won’t take the papers or tears them up?**

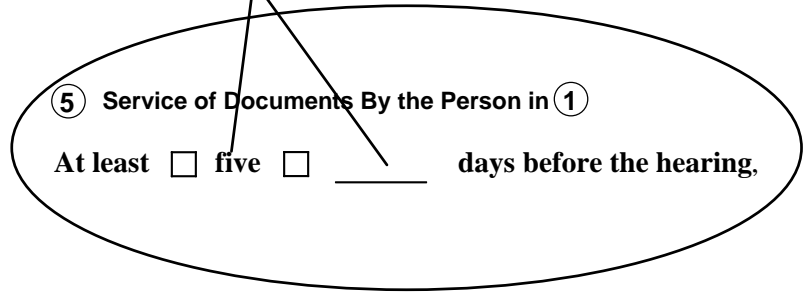
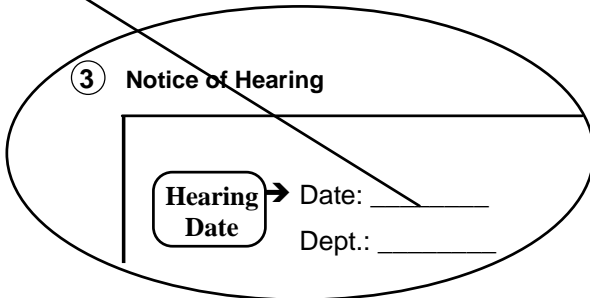
- If the person won’t take the papers, just leave them near him or her.
- It doesn’t matter if the person tears them up. Service is still complete.

**When do the orders have to be served?**

It depends. To know the exact date, you have to look at two things on Form CH-109, *Notice of Court Hearing*:

First, look at the hearing date on page 1 of Form CH-109.

Next, look at the number of days in item ⑤ on page 2 of Form CH-109.



Look at a calendar. Subtract the number of days in ⑤ from the hearing date. That is the final date to have the orders served. It is always OK to serve earlier than that date.

If nothing is checked or written in ⑤, you must serve the orders at least five days before the hearing.

**Who signs the Proof of Personal Service?**

Only the person who serves the forms can sign Form CH-200, *Proof of Personal Service*. You do not sign it; the restrained person does not need to sign it.

**What do I do with the completed Proof of Personal Service?**

If someone other than the sheriff serves the papers, you should:

- Make several copies.
- File the original with the court before your hearing.
- Ask the clerk to enter it into the California Law Enforcement Telecommunications System (CLETS), a special computer system that lets police all over the state find out about the orders protecting you.
- If the clerk tells you that the court cannot enter it into the computer, take a copy of the *Temporary Restraining Order* (Form CH-110) and *Proof of Personal Service* (Form CH-200) to your local police. They will put the information into the state computer system. That way, police all over the state will know that your restraining order has been served.
- Bring a copy of the completed *Proof of Personal Service* to your hearing.
- Always keep an extra copy of the restraining orders with you for your safety.

If the sheriff serves the papers, he or she will send the proof of service to the court and CLETS for you.

**What happens if I can't get the orders served before the hearing date?**

Before your hearing, fill out and file Form CH-115, *Request to Continue Court Hearing and to Reissue Temporary Restraining Order*. This form asks the court for a new hearing date and makes your orders last until then. Ask the clerk for the form. After the court has reissued the orders, attach a copy of Form CH-116, *Notice of New Hearing Date and Order on Reissuance*, to a copy of your original orders. Ask the clerk to enter Form CH-116 into CLETS, or the clerk may ask you or your attorney to deliver a copy to the police. That way, the police will know your orders are still in effect.

Clerk stamps date here when form is filed.

Fill in court name and street address:  
**Superior Court of California, County of**

Court fills in case number when form is filed.  
**Case Number:**

**1 Person Seeking Protection**

Name: \_\_\_\_\_

**2 Person From Whom Protection Is Sought**

Name: \_\_\_\_\_

**3 Notice to Server**

The server must:

- Be 18 years of age or older.
- Not be listed in items ① or ③ of Form CH-100.
- Give a copy of all documents checked in ④ to the person in ②. (You cannot send them by mail.) Then complete and sign this form and give or mail it to the person in ①.



**PROOF OF PERSONAL SERVICE**

**4** I gave the person in ② a copy of the forms checked below:

- a.  CH-109, *Notice of Court Hearing*
- b.  CH-110, *Temporary Restraining Order*
- c.  CH-100, *Request for Civil Harassment Restraining Orders*
- d.  CH-120, *Response to Request for Civil Harassment Restraining Orders* (blank form)
- e.  CH-120-INFO, *How Can I Respond to a Request for Civil Harassment Restraining Orders?*
- f.  CH-130, *Civil Harassment Restraining Order After Hearing*
- g.  CH-800, *Proof of Firearms Turned In, Sold, or Stored* (blank form)
- h.  Other (*specify*): \_\_\_\_\_

**5** I personally gave copies of the documents checked above to the person in ②:

- a. On (*date*): \_\_\_\_\_ b. At (*time*): \_\_\_\_\_  a.m.  p.m.
- c. At this address: \_\_\_\_\_  
City: \_\_\_\_\_ State: \_\_\_\_\_ Zip: \_\_\_\_\_

**6 Server's Information**

Name: \_\_\_\_\_  
 Address: \_\_\_\_\_  
 City: \_\_\_\_\_ State: \_\_\_\_\_ Zip: \_\_\_\_\_  
 Telephone: \_\_\_\_\_

*(If you are a registered process server):*

County of registration: \_\_\_\_\_ Registration number: \_\_\_\_\_

I declare under penalty of perjury under the laws of the State of California that the information above is true and correct.

Date: \_\_\_\_\_

Type or print server's name

Server to sign here





**THIS FORM IS TO BE USED FOR YOUR  
'PERMANENT RESTRAINING ORDER'**

Prepare this form and bring it with you to the second hearing. If the Judge grants your request for a permanent restraining order, you must file the signed original with the clerk and take a copy to the local law enforcement agency.

Keep a copy with you at all times.



Clerk stamps date here when form is filed.

Person in ① must complete items ①, ②, and ③ only.

**① Protected Person**

- a. Your Full Name: \_\_\_\_\_  
 Your Lawyer (if you have one for this case)  
 Name: \_\_\_\_\_ State Bar No.: \_\_\_\_\_  
 Firm Name: \_\_\_\_\_
- b. Your Address (If you have a lawyer, give your lawyer's information. If you do not have a lawyer and want to keep your home address private, you may give a different mailing address instead. You do not have to give telephone, fax, or e-mail.)  
 Address: \_\_\_\_\_  
 City: \_\_\_\_\_ State: \_\_\_\_\_ Zip: \_\_\_\_\_  
 Telephone: \_\_\_\_\_ Fax: \_\_\_\_\_  
 E-Mail Address: \_\_\_\_\_

Fill in court name and street address:

**Superior Court of California, County of**

Court fills in case number when form is filed.

**Case Number:**

**② Restrained Person**

Full Name: \_\_\_\_\_  
Description:

Sex:  M  F Height: \_\_\_\_\_ Weight: \_\_\_\_\_ Date of Birth: \_\_\_\_\_  
 Hair Color: \_\_\_\_\_ Eye Color: \_\_\_\_\_ Age: \_\_\_\_\_ Race: \_\_\_\_\_  
 Home Address (if known): \_\_\_\_\_  
 City: \_\_\_\_\_ State: \_\_\_\_\_ Zip: \_\_\_\_\_  
 Relationship to Protected Person: \_\_\_\_\_

**③ Additional Protected Persons**

In addition to the person named in ①, the following family or household members of that person are protected by the orders indicated below:

<u>Full Name</u>	<u>Sex</u>	<u>Age</u>	<u>Lives with you?</u>	<u>How are they related to you?</u>
_____	_____	_____	<input type="checkbox"/> Yes <input type="checkbox"/> No	_____
_____	_____	_____	<input type="checkbox"/> Yes <input type="checkbox"/> No	_____

Check here if there are additional persons. List them on an attached sheet of paper and write "Attachment 3—Additional Protected Persons" as a title. You may use form MC-025, Attachment.

**④ Expiration Date**

This Order, except for any award of lawyer's fees, expires at

Time: \_\_\_\_\_  a.m.  p.m.  midnight on (date): \_\_\_\_\_

If no expiration date is written here, this Order expires three years from the date of issuance.

**This is a Court Order.**



**5 Hearing**

- a. There was a hearing on *(date)*: \_\_\_\_\_ at *(time)*: \_\_\_\_\_ in Dept.: \_\_\_\_\_ Room: \_\_\_\_\_  
*(Name of judicial officer)*: \_\_\_\_\_ made the orders at the hearing.
- b. These people were at the hearing:
- (1)  The person in ①. (3)  The lawyer for the person in ① *(name)*: \_\_\_\_\_
- (2)  The person in ②. (4)  The lawyer for the person in ② *(name)*: \_\_\_\_\_
- Additional persons present are listed at the end of this Order on Attachment 5.
- c.  The hearing is continued. The parties must return to court on *(date)*: \_\_\_\_\_ at *(time)*: \_\_\_\_\_.

**To the Person in ②:**

**The court has granted the orders checked below. If you do not obey these orders, you can be arrested and charged with a crime. You may be sent to jail for up to one year, pay a fine of up to \$1,000, or both.**

**6  Personal Conduct Orders**

- a. You must **not** do the following things to the person named in ①
- and to the other protected persons listed in ③:
- (1)  Harass, intimidate, molest, attack, strike, stalk, threaten, assault (sexually or otherwise), hit, abuse, destroy personal property of, or disturb the peace of the person.
- (2)  Contact the person, either directly or indirectly, in **any** way, including, but not limited to, in person, by telephone, in writing, by public or private mail, by interoffice mail, by e-mail, by text message, by fax, or by other electronic means.
- (3)  Take any action to obtain the person's address or location. If this item (3) is not checked, the court has found good cause not to make this order.
- (4)  Other *(specify)*: \_\_\_\_\_
- Other personal conduct orders are attached at the end of this Order on Attachment 6a(4).
- b. Peaceful written contact through a lawyer or process server or other person for service of legal papers related to a court case is allowed and does not violate this Order.

**7  Stay-Away Orders**

- a. You **must** stay at least \_\_\_\_\_ yards away from *(check all that apply)*:
- (1)  The person in ①. (7)  The place of child care of the children of the person in ①.
- (2)  Each person in ③. (8)  The vehicle of the person in ①.
- (3)  The home of the person in ①. (9)  Other *(specify)*: \_\_\_\_\_
- (4)  The job or workplace of the person in ①. \_\_\_\_\_
- (5)  The school of the person in ①. \_\_\_\_\_
- (6)  The school of the children of the person in ①. \_\_\_\_\_
- b. This stay-away order does not prevent you from going to or from your home or place of employment.

**This is a Court Order.**



**8 No Guns or Other Firearms and Ammunition**

- a. **You cannot own, possess, have, buy or try to buy, receive or try to receive, or in any other way get guns, other firearms, or ammunition.**
- b. If you have not already done so, you must:
- Within 24 hours of being served with this Order, sell to or store with a licensed gun dealer, or turn in to a law enforcement agency, any guns or other firearms in your immediate possession or control.
  - File a receipt with the court within 48 hours of receiving this Order that proves that your guns or firearms have been turned in, sold, or stored. *(You may use form CH-800, Proof of Firearms Turned In, Sold, or Stored, for the receipt.)*
- c.  The court has received information that you own or possess a firearm.
- d.  The court has made the necessary findings and applies the firearm relinquishment exemption under Code of Civil Procedure section 527.9(f). Under California law, the person in (2) is not required to relinquish this firearm *(specify make, model, and serial number of firearm(s))*: \_\_\_\_\_

The firearm must be in his or her physical possession only during scheduled work hours and during travel to and from his or her place of employment. Even if exempt under California law, the person in (2) may be subject to federal prosecution for possessing or controlling a firearm.

**9  Lawyer's Fees and Costs**

The person in \_\_\_ must pay to the person in \_\_\_ the following amounts for

- lawyer's fees       costs:

<u>Item</u>	<u>Amount</u>	<u>Item</u>	<u>Amount</u>
_____	\$ _____	_____	\$ _____
_____	\$ _____	_____	\$ _____

- Additional items and amounts are attached at the end of this Order on Attachment 9.

**10  Possession and Protection of Animals**

- a.  The person in (1) is given the sole possession, care, and control of the animals listed below, which are owned, possessed, leased, kept, or held by him or her, or reside in his or her household.  
*(Identify animals by, e.g., type, breed, name, color, sex.)*
- \_\_\_\_\_
- \_\_\_\_\_

- b.  The person in (2) must stay at least \_\_\_\_\_ yards away from, and not take, sell, transfer, encumber, conceal, molest, attack, strike, threaten, harm, or otherwise dispose of, the animals listed above.

**11  Other Orders (specify):**

\_\_\_\_\_

\_\_\_\_\_

\_\_\_\_\_

- Additional orders are attached at the end of this Order on Attachment 11.

**This is a Court Order.**



**To the Person in ①:****⑫ Mandatory Entry of Order Into CARPOS Through CLETS**

This Order must be entered into the California Restraining and Protective Order System (CARPOS) through the California Law Enforcement Telecommunications System (CLETS). (*Check one*):

- a.  The clerk will enter this Order and its proof-of-service form into CARPOS.
- b.  The clerk will transmit this Order and its proof-of-service form to a law enforcement agency to be entered into CARPOS.
- c.  By the close of business on the date that this Order is made, the person in ① or his or her lawyer should deliver a copy of the Order and its proof-of-service form to the law enforcement agency listed below to enter into CARPOS:

Name of Law Enforcement Agency

Address (City, State, Zip)

\_\_\_\_\_

\_\_\_\_\_

- Additional law enforcement agencies are listed at the end of this Order on Attachment 12.

**⑬ Service of Order on Restrained Person**

- a.  The person in ② personally attended the hearing. No other proof of service is needed.
- b.  The person in ② did not attend the hearing.
  - (1)  Proof of service of form CH-110, *Temporary Restraining Order*, was presented to the court. The judge's orders in this form are the same as in form CH-110 except for the expiration date. The person in ② must be served with this Order. Service may be by mail.
  - (2)  The judge's orders in this form are different from the temporary restraining orders in form CH-110. Someone—but not anyone in ① or ③—must personally serve a copy of this Order on the person in ②.

**⑭  No Fee to Serve (Notify) Restrained Person**

The sheriff or marshal will serve this Order without charge because:

- a.  The Order is based on unlawful violence, a credible threat of violence, or stalking.
- b.  The person in ① is entitled to a fee waiver.

**⑮** Number of pages attached to this Order, if any: \_\_\_\_\_

Date: \_\_\_\_\_

\_\_\_\_\_  
Judicial Officer

**This is a Court Order.**



**Warning and Notice to the Restrained Person in ②:****You Cannot Have Guns or Firearms**

Unless item 8d is checked, you cannot own, have, possess, buy or try to buy, receive or try to receive, or otherwise get guns, other firearms, or ammunition while this Order is in effect. If you do, you can go to jail and pay a \$1,000 fine. You must sell to or store with a licensed gun dealer, or turn in to a law enforcement agency, any guns or other firearms that you have or control as stated in item ⑧ above. The court will require you to prove that you did so.

**Instructions for Law Enforcement****Enforcing the Restraining Order**

This Order is enforceable by any law enforcement agency that has received the Order, is shown a copy of the Order, or has verified its existence on the California Restraining and Protective Order System (CARPOS). If the law enforcement agency has not received proof of service on the restrained person, and the restrained person was not present at the court hearing, the agency must advise the restrained person of the terms of the Order and then must enforce it. Violations of this Order are subject to criminal penalties.

**Start Date and End Date of Orders**

This Order *starts* on the date next to the judge's signature on page 4 and *ends* on the expiration date in item ④ on page 1.

**Arrest Required If Order Is Violated**

If an officer has probable cause to believe that the restrained person had notice of the order and has disobeyed it, the officer must arrest the restrained person. (Pen. Code, §§ 836(c)(1), 13701(b).) A violation of the order may be a violation of Penal Code section 166 or 273.6. Agencies are encouraged to enter violation messages into CARPOS.

**Notice/Proof of Service**

The law enforcement agency must first determine if the restrained person had notice of the order. Consider the restrained person "served" (given notice) if (Pen. Code, § 836(c)(2)):

- The officer sees a copy of the *Proof of Service* or confirms that the *Proof of Service* is on file; *or*
- The restrained person was at the restraining order hearing or was informed of the order by an officer.

An officer can obtain information about the contents of the order and proof of service in CARPOS. If proof of service on the restrained person cannot be verified and the restrained person was not present at the court hearing, the agency must advise the restrained person of the terms of the order and then enforce it.

**If the Protected Person Contacts the Restrained Person**

Even if the protected person invites or consents to contact with the restrained person, this Order remains in effect and must be enforced. The protected person cannot be arrested for inviting or consenting to contact with the restrained person. The orders can be changed only by another court order. (Pen. Code, § 13710(b).)

**This is a Court Order.**

**Conflicting Orders—Priorities of Enforcement**

**If more than one restraining order has been issued, the orders must be enforced according to the following priorities:** *(See Pen. Code, § 136.2; Fam. Code, §§ 6383(h)(2), 6405(b).)*

1. *EPO*: If one of the orders is an *Emergency Protective Order* (form EPO-001) and is more restrictive than other restraining or protective orders, it has precedence in enforcement over all other orders.
2. *No-Contact Order*: If there is no EPO, a no-contact order that is included in a restraining or protective order has precedence over any other restraining or protective order.
3. *Criminal Order*: If none of the orders includes a no contact order, a domestic violence protective order issued in a criminal case takes precedence in enforcement over any conflicting civil court order. Any nonconflicting terms of the civil restraining order remain in effect and enforceable.
4. *Family, Juvenile, or Civil Order*: If more than one family, juvenile, or other civil restraining or protective order has been issued, the one that was issued last must be enforced.

*Clerk's Certificate*  
[seal]

*(Clerk will fill out this part.)*  
**—Clerk's Certificate—**

I certify that this *Civil Harassment Restraining Order After Hearing* is a true and correct copy of the original on file in the court.

Date: \_\_\_\_\_ Clerk, by \_\_\_\_\_, Deputy

**This is a Court Order.**



**California Law Enforcement Telecommunications System (CLETS)  
Information Form**

- This form is submitted with the initial filing (*date*): \_\_\_\_\_
- This is an amended form (*date*): \_\_\_\_\_

**Important: This form MUST NOT become part of the public court file. It is confidential and private.**

Fill out as much of this form as you can and give it to the court clerk. If the court issues a restraining order, this form will provide law enforcement with information that will help them enforce it. If any of this information changes, fill out a new (amended) form.

<b>Case Number</b> ( <i>if you know it</i> ): _____
---

**1 Person to Be Protected** (*Name*): \_\_\_\_\_

Sex:  M  F Height: \_\_\_\_\_ Weight: \_\_\_\_\_ Race: \_\_\_\_\_

Hair Color: \_\_\_\_\_ Eye Color: \_\_\_\_\_ Age: \_\_\_\_\_ Date of Birth: \_\_\_\_\_

Mailing Address (*listed on restraining order*): \_\_\_\_\_

City: \_\_\_\_\_ State: \_\_\_\_\_ Zip: \_\_\_\_\_ Telephone (*optional*): \_\_\_\_\_

Vehicle (*Type, Model, Year*): \_\_\_\_\_ (*License Number and State*): \_\_\_\_\_

**2 Person to Be Restrained** (*Name*): \_\_\_\_\_

Sex:  M  F Height: \_\_\_\_\_ Weight: \_\_\_\_\_ Race: \_\_\_\_\_

Hair Color: \_\_\_\_\_ Eye Color: \_\_\_\_\_ Age: \_\_\_\_\_ Date of Birth: \_\_\_\_\_

Residence Address: \_\_\_\_\_

City: \_\_\_\_\_ State: \_\_\_\_\_ Zip: \_\_\_\_\_ Telephone: \_\_\_\_\_

Business Address: \_\_\_\_\_

City: \_\_\_\_\_ State: \_\_\_\_\_ Zip: \_\_\_\_\_ Telephone: \_\_\_\_\_

Employer: \_\_\_\_\_

Occupation/Title: \_\_\_\_\_ Work Hours: \_\_\_\_\_

Driver's License Number and State: \_\_\_\_\_ Social Security Number: \_\_\_\_\_

Vehicle (*Type, Model, Year*): \_\_\_\_\_ (*License Number and State*): \_\_\_\_\_

Describe any marks, scars, or tattoos: \_\_\_\_\_

Other names used by the restrained person: \_\_\_\_\_

**3 Guns or Firearms** Describe any guns or firearms that you believe the person in **2** owns or has access to (*Number, types, and locations*):

\_\_\_\_\_

\_\_\_\_\_

**4 Other People to Be Protected**

<u>Name</u>	<u>Date of Birth</u>	<u>Sex</u>	<u>Race</u>	<u>Relation to Person in 1</u>
_____	_____	_____	_____	_____
_____	_____	_____	_____	_____

Additional persons to be protected are listed on Attachment 4.

**This is not a Court Order—Do not place in court file.**



Clerk stamps date here when form is filed.

You may serve Form CH-130, Civil Harassment Restraining Order After Hearing, on the restrained person by mail if the restrained person was not at the hearing and:

- Before the hearing, the restrained person was personally served with Form CH-110, Temporary Restraining Order, and proof of service of Form CH-110 was presented to the court at the hearing; and
- The judge's orders in Form CH-130 are the same as in Form CH-110 except for the expiration date.

Fill in court name and street address:

**Superior Court of California, County of**

Fill in case number:

**Case Number:****1 Protected Person**

Name: \_\_\_\_\_

**2 Restrained Person**

Name: \_\_\_\_\_

**PROOF OF SERVICE BY MAIL**

**3** I am 18 years of age or older and not a party to this proceeding or a person listed in item **3** of Form CH-130. I live or am employed in the county where the mailing took place. I mailed the restrained person a copy of:

a. Form CH-130, *Civil Harassment Restraining Order After Hearing*b.  Other (*specify*): \_\_\_\_\_

**4** I placed copies of the documents above in a sealed envelope and mailed them as described below:

a. Mailed to (*name*): \_\_\_\_\_

b. To this address: \_\_\_\_\_

City: \_\_\_\_\_ State: \_\_\_\_\_ Zip: \_\_\_\_\_

c. On (*date*): \_\_\_\_\_ Mailed from: City: \_\_\_\_\_ State: \_\_\_\_\_**5 Server's Information**

Name: \_\_\_\_\_ Telephone: \_\_\_\_\_

Address: \_\_\_\_\_

City: \_\_\_\_\_ State: \_\_\_\_\_ Zip: \_\_\_\_\_

*(If you are a registered process server):*

County of registration: \_\_\_\_\_ Registration number: \_\_\_\_\_

I declare under penalty of perjury under the laws of the State of California that the information above is true and correct.

Date: \_\_\_\_\_

\_\_\_\_\_  
Type or print server's name

▶ \_\_\_\_\_  
Server to sign here



## **NOTICE**

**LEAVE THESE FORMS BLANK AND SERVE ON THE DEFENDANT ALONG WITH A COPY OF THE PETITION AND TEMPORARY RESTRAINING ORDERS.**

**IF THE SHERIFF IS SERVING YOUR PAPERS, BE SURE TO GIVE THE SHERIFF THESE BLANK FORMS ALSO.**



**What is a civil harassment restraining order?**

It is a court order that prohibits you from doing certain things and going to certain places.

**What does the order do?**

The court can order you to:

- Not contact the person who asked for the order
- Stay away from that person and the person's home and workplace
- Not have any guns as long as the order is in effect

**Who can ask for a civil harassment restraining order?**

A person who is worried about safety because he or she has been or is being:

- Stalked
- Harassed
- Assaulted, including sexually, *or*
- Threatened with violence

**I've been served with a request for civil harassment restraining orders. What do I do now?**

Read the papers served on you very carefully. The *Notice of Court Hearing* tells you when to appear in court. There may also be a *Temporary Restraining Order* forbidding you from doing certain things. You must obey the order until the hearing.

**What if I don't obey the order?**

The police can arrest you. You can go to jail and pay a fine.

**What if I don't agree with what the order says?**

You still must obey the order until the hearing. If you disagree with the orders the person is asking for, fill out Form CH-120, *Response to Request for Civil Harassment Restraining Orders*, before your hearing date and file it with the court. If you need to include attachments, you can use Form MC-025. You can get the forms from legal publishers or on the Internet at [www.courts.ca.gov](http://www.courts.ca.gov). You also may be able to find them at your local courthouse or county law library.

**Do I have to serve the other person with a copy of my response?**

Yes. Have someone age 18 or older—**not you**—mail a copy of completed Form CH-120 to the person who asked for the order (or that person's lawyer). (This is called "service by mail.")

The person who serves the form by mail must fill out Form CH-250, *Proof of Service of Response by Mail*. Have the person who did the mailing sign the original. Take the completed form back to the court clerk or bring it with you to the hearing.

**Should I go to the court hearing?**

Yes. You should go to court on the date listed on Form CH-109, *Notice of Court Hearing*. If you do not go to the hearing, the judge can make orders against you without hearing from you.

**CH-109 Notice of Court Hearing** Clerk stamps date here when form is filed.

1 **Person Seeking Protection**

a. Your Full Name: \_\_\_\_\_

Your Lawyer (if you have one for this case):  
 Name: \_\_\_\_\_ State Bar No.: \_\_\_\_\_  
 Firm Name: \_\_\_\_\_

b. Your Address (If you have a lawyer, give your lawyer's information. If you do not have a lawyer and want to keep your home address private, you may give a different mailing address instead. You do not have to give telephone, fax, or e-mail.):  
 Address: \_\_\_\_\_  
 City: \_\_\_\_\_ State: \_\_\_\_\_ Zip: \_\_\_\_\_  
 Telephone: \_\_\_\_\_ Fax: \_\_\_\_\_  
 E-Mail Address: \_\_\_\_\_

Fill in court name and street address:  
 Superior Court of California, County of \_\_\_\_\_

Court fills in case number when form is filed.  
 Case Number: \_\_\_\_\_

2 **Person From Whom Protection Is Sought**  
 Full Name: \_\_\_\_\_

The court will complete the rest of this form.

3 **Notice of Hearing**  
 A court hearing is scheduled on the request for restraining orders against the person in 2):

Name and address of court if different from above:

Hearing Date: \_\_\_\_\_ Date: \_\_\_\_\_ Time: \_\_\_\_\_  
 Dept.: \_\_\_\_\_ Room: \_\_\_\_\_

4 **Temporary Restraining Orders** (Any orders granted are on Form CH-110, served with this notice.)  
 a. Temporary Restraining Orders for personal conduct and stay-away orders as requested in Form CH-100, *Request for Civil Harassment Restraining Orders*, are (check only one box below):  
 (1)  All GRANTED until the court hearing.  
 (2)  All DENIED until the court hearing. (Specify reasons for denial in b, below.)  
 (3)  Partly GRANTED and partly DENIED until the court hearing. (Specify reasons for denial in b, below.)

Judicial Council of California, www.courts.ca.gov  
 Revised July 1, 2014, Mandatory Form  
 Code of Civil Procedure, § 527.6  
 Approved by DOJ **Notice of Court Hearing**  
(Civil Harassment Prevention) CH-109, Page 1 of 3



**How long does the order last?**

If the court issued a temporary restraining order before the hearing, it will last until your hearing date. At that time, the court will decide to continue or cancel the order. Any order issued at the hearing can last for up to five years.

**Do I need a lawyer?**

Having a lawyer is always a good idea, but it is not required, and you are not entitled to a free court-appointed attorney. Ask the court clerk about free and low-cost legal services and self-help centers in your county.

**Will I see the person who asked for the order at the court hearing?**

Yes. Assume that the person who is asking for the order will attend the hearing. Do not talk to him or her unless the judge or that person's attorney says that you can.

**Can I bring a witness to the court hearing?**

Yes. You can bring witnesses or documents that support your case to the hearing. But if possible, you should also bring the witnesses' written statements of what they saw or heard. Their statements must be made under penalty of perjury. You can use Form MC-030 for this.

**For help in your area, contact:**

*[Local information may be inserted.]*

**What if I don't speak English?**

When you file your papers, ask the clerk if a court interpreter is available. You may have to pay a fee for the interpreter. If an interpreter is not available for your court date, bring someone to interpret for you. You should ask someone age 18 or older to interpret for you.

**What if I have a gun?**

If a restraining order is issued, you cannot own, possess, or have a gun, other firearm, or ammunition while the order is in effect. If you have a gun or other firearm in your immediate possession or control, you must sell it to or store it with a licensed gun dealer, or turn it in to a law enforcement agency.

**Can I agree with the protected person to cancel the order?**

No. Once the order is issued, only the judge can change or cancel it. You or the protected person would have to file a request with the court to cancel the order.

**What if I am deaf or hard of hearing?**

Assistive listening systems, computer-assisted real-time captioning, or sign language interpreter services are available if you ask at least five court days before the hearing. Contact the clerk's office or go to [www.courts.ca.gov/forms](http://www.courts.ca.gov/forms) for *Request for Accommodations by Persons with Disabilities and Response* (Form MC-410). (Civ. Code, § 54.8.)



Clerk stamps date here when form is filed.

Fill in court name and street address:

**Superior Court of California, County of**

Court fills in case number when form is filed.

**Case Number:**

**Use this form to respond to the Request (form CH-100)**

- Read *How Can I Respond to a Request for Civil Harassment Restraining Orders?* (form CH-120-INFO) to protect your rights.
- Fill out this form and take it to the court clerk.
- Have someone age 18 or older—**not you**—serve the person in ① or his or her lawyer by mail with a copy of this form and any attached pages. (Use form CH-250, Proof of Service of Response by Mail.)

**① Person Seeking Protection**

Full name of person seeking protection (see form CH-100, item ①):

\_\_\_\_\_

**② Person From Whom Protection Is Sought**

a. Your Name: \_\_\_\_\_  
 Your Lawyer (if you have one for this case)  
 Name: \_\_\_\_\_ State Bar No.: \_\_\_\_\_  
 Firm Name: \_\_\_\_\_

b. Your Address (If you have a lawyer, give your lawyer's information. If you do not have a lawyer and want to keep your home address private, you may give a different mailing address instead. You do not have to give telephone, fax, or e-mail.)

Address: \_\_\_\_\_  
 City: \_\_\_\_\_ State: \_\_\_\_\_ Zip: \_\_\_\_\_  
 Telephone: \_\_\_\_\_ Fax: \_\_\_\_\_  
 E-mail Address: \_\_\_\_\_

**③  Personal Conduct Orders**

- a.  I agree to the orders requested.
- b.  I do not agree to the orders requested. (Specify why you disagree in item ⑪ on page 3.)
- c.  I agree to the following orders (Specify below or in item ⑪ on page 3.)

\_\_\_\_\_  
\_\_\_\_\_

**④  Stay-Away Orders**

- a.  I agree to the orders requested.
- b.  I do not agree to the orders requested. (Specify why you disagree in item ⑪ on page 3.)
- c.  I agree to the following orders (specify below or in item ⑪ on page 3):

\_\_\_\_\_  
\_\_\_\_\_

**⑤  Additional Protected Persons**

- a.  I agree that the persons listed in item ③ of form CH-100 may be protected by the order requested.
- b.  I do not agree that the persons listed in item ③ of form CH-100 may be protected by the order requested.

Present your response and any opposition at the hearing. Write your hearing date, time, and place from form CH-109 item ③ here:

**Hearing Date** → Date: \_\_\_\_\_ Time: \_\_\_\_\_  
 Dept.: \_\_\_\_\_ Room: \_\_\_\_\_

**If you were served with a Temporary Restraining Order, you must obey it until the hearing.** At the hearing, the court may make orders against you that last for up to five years.



**6 Guns or Other Firearms and Ammunition**

If you were served with form CH-110, *Temporary Restraining Order*, you cannot own or possess any guns, other firearms, or ammunition. (See item 7 of form CH-110.) You must sell to or store with a licensed gun dealer, or turn in to a law enforcement agency, any guns or other firearms in your immediate possession or control within 24 hours of being served with form CH-110. You must file a receipt with the court. You may use form CH-800, *Proof of Firearms Turned In, Sold or Stored*, for the receipt.

- a.  I do not own or control any guns or firearms.
- b.  I ask for an exemption from the firearms prohibition under Code of Civil Procedure section 527.9(f) because carrying a firearm is a condition of my employment, and my employer is unable to reassign me to another position where a firearm is unnecessary. (*Explain*):  
 Check here if there is not enough space below for your answer. Put your complete answer on an attached sheet of paper and write "Attachment 6b—Firearms Surrender Exemption" as a title. You may use form MC-025, Attachment.  
 \_\_\_\_\_  
 \_\_\_\_\_  
 \_\_\_\_\_
- c.  I have turned in my guns and firearms to the police or sold them to or stored them with a licensed gun dealer. A copy of the receipt  is attached.  has already been filed with the court.

**7  Possession and Protection of Animals**

- a.  I agree to the orders requested.
- b.  I do not agree to the orders requested. (*Specify why you disagree in item 11 on page 3.*)
- c.  I agree to the following orders (*specify below or in item 11 on page 3*):  
 \_\_\_\_\_  
 \_\_\_\_\_  
 \_\_\_\_\_

**8  Other Orders**

- a.  I agree to the orders requested.
- b.  I do not agree to the orders requested. (*Specify why you disagree in item 11 on page 3.*)
- c.  I agree to the following orders (*specify below or in item 11 on page 3*):  
 \_\_\_\_\_  
 \_\_\_\_\_  
 \_\_\_\_\_  
 \_\_\_\_\_

**9  Denial**

I did not do anything described in item 7 of form CH-100. (*Skip to 11.*)



**10**  **Justification or Excuse**

If I did some or all of the things that the person in **1** has accused me of, my actions were justified or excused for the following reasons (*explain*):

Check here if there is not enough space below for your answer. Put your complete answer on an attached sheet of paper and write "Attachment 10—Justification or Excuse" as a title. You may use form MC-025, Attachment.

---

---

---

---

---

---

---

---

---

---

**11**  **Reasons I Do Not Agree to the Orders Requested**

*Explain your answers to each order requested that you do not agree with.*

Check here if there is not enough space below for your answer. Put your complete answer on an attached sheet of paper and write "Attachment 11—Reasons I Disagree" as a title. You may use form MC-025, Attachment.

---

---

---

---

---

---

---

---

---

---

---

---

---

---

---

---

---

---

---

---

---

---

---

---



**12**  **No Fee for Filing**

- a.  I request that I not be required to pay the filing fee because the person in **1** claims in form CH-100 item **13** to be entitled to free filing.
- b.  I request that I not be required to pay the filing fee because I am eligible for a fee waiver. (*Form FW-001, Request to Waive Court Fees, must be filed separately.*)

**13**  **Lawyer's Fees and Costs**

- a.  I ask the court to order payment of my  Lawyer's fees  Court costs.

The amounts requested are:

<u>Item</u>	<u>Amount</u>	<u>Item</u>	<u>Amount</u>
_____	\$ _____	_____	\$ _____
_____	\$ _____	_____	\$ _____
_____	\$ _____	_____	\$ _____

- Check here if there are more items. Put the items and amounts on the attached sheet of paper and write "Attachment 13—Lawyer's Fees and Costs" for a title. You may use or form MC-025, Attachment.*
- b.  I ask the court to deny the request of the person asking for protection that I pay his or her lawyer's fees and costs.

**14** Number of pages attached to this form, if any: \_\_\_\_\_

Date: \_\_\_\_\_

\_\_\_\_\_  
*Lawyer's name (if any)*

▶ \_\_\_\_\_  
*Lawyer's signature*

I declare under penalty of perjury under the laws of the State of California that the information above and on all attachments is true and correct.

Date: \_\_\_\_\_

\_\_\_\_\_  
*Type or print your name*

▶ \_\_\_\_\_  
*Sign your name*

ATTORNEY OR PARTY WITHOUT ATTORNEY (Name and Address)   Telephone Number   E-MAIL ADDRESS ATTORNEY FOR (Name):	FOR COURT USE ONLY
SUPERIOR COURT OF CALIFORNIA, COUNTY OF VENTURA  <input type="checkbox"/> 800 SOUTH VICTORIA AVE. VENTURA, CA 93009  <input type="checkbox"/> 3855 – F ALAMO ST. SIMI VALLEY, CA 93063-2110	
PETITIONER:  RESPONDENT:	
<b>CONSENT FOR COURT ASSIGNMENT (FAMILY LAW)</b>	CASE NUMBER:

The undersigned hereby consents that the cause titled and numbered above may be tried by \_\_\_\_\_, Court Commissioner of the Ventura County Superior Court, as temporary judge, in accordance with Article 6, Section 21 of the Constitution of the State of California.

It is understood by the undersigned that by order of the Presiding Judge of the Ventura County Superior Court, Commissioner \_\_\_\_\_ has been appointed to act as temporary judge to try the above referenced case, hear and decide all motions and make any orders including sentencing connected with this case. It is understood that Commissioner JoAnn Johnson, has been appointed to try the case referred to, and has taken the necessary oath of office to try the case as temporary judge.

Dated: \_\_\_\_\_

Signature of litigant or attorney

\_\_\_\_\_  
 \_\_\_\_\_  
 \_\_\_\_\_  
 \_\_\_\_\_



Clerk stamps date here when form is filed.

**1 Person Seeking Protection**

Name: \_\_\_\_\_

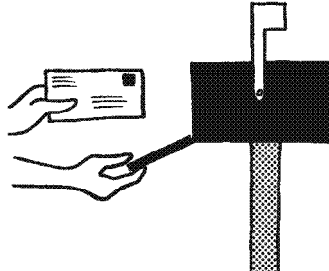
**2 Person From Whom Protection Is Sought**

Your Name: \_\_\_\_\_

**3 Notice to Server**

The server must:

- Be 18 years of age or older.
- Live or be employed in the county where the mailing took place.
- Not be listed in items ① or ③ of Form CH-100.
- Mail a copy of all documents checked in ④ to the person in ①.
- Complete and sign this form and give it to the person in ②.



Fill in court name and street address:

**Superior Court of California, County of**

Fill in case number:

**Case Number:**

**PROOF OF SERVICE BY MAIL**

**4** I am 18 years of age or older and not a party to this proceeding. I live or am employed in the county where the mailing took place. I mailed the person in ① a copy of all documents checked below:

a. Form CH-120, *Response to Request for Civil Harassment Restraining Orders*

b.  Other (*specify*): \_\_\_\_\_

**5** I placed copies of the documents checked above in a sealed envelope and mailed them as described below:

a. Mailed to (*name*): \_\_\_\_\_

b. To this address: \_\_\_\_\_

City: \_\_\_\_\_ State: \_\_\_\_\_ Zip: \_\_\_\_\_

c. On (*date*): \_\_\_\_\_ Mailed from: City: \_\_\_\_\_ State: \_\_\_\_\_

**6 Server's Information**

Name: \_\_\_\_\_

Address: \_\_\_\_\_

City: \_\_\_\_\_ State: \_\_\_\_\_ Zip: \_\_\_\_\_

Telephone: \_\_\_\_\_

(*If you are a registered process server*):

County of registration: \_\_\_\_\_ Registration number: \_\_\_\_\_

I declare under penalty of perjury under the laws of the State of California that the information above is true and correct.

Date: \_\_\_\_\_

\_\_\_\_\_  
*Type or print server's name*

▶ \_\_\_\_\_  
*Server to sign here*





**1 What is a firearm?**

A firearm is a:

- Handgun
- Rifle
- Shotgun
- Assault weapon

**2 If you own or have a firearm you must:**

- Turn it in to local law enforcement
- Sell it to a licensed firearms dealer, or
- Store it with a licensed firearms dealer

**3 How do I sell or store my firearm?**

Find a California licensed firearms dealer in your area.

Look under “Firearms Dealers” in your local Yellow Pages or on the Internet. Make sure the dealer is licensed.

**4 How do I take my firearm to law enforcement?**

Call your local law enforcement agency to ask about their procedures. Take a copy of the restraining order with you. Go directly to the law enforcement agency. Do not go anywhere else with firearms in your vehicle!

**5 If I turn my firearm in to law enforcement, how long will they keep it?**

Ask the law enforcement agency.

**6 After I give my firearm to law enforcement, can I change my mind?**

Yes. You are allowed to make one sale through a licensed gun dealer. To do this, a licensed gun dealer must present a bill of sale to your local law enforcement agency. The law enforcement agency will give the licensed gun dealer the firearm you are selling.

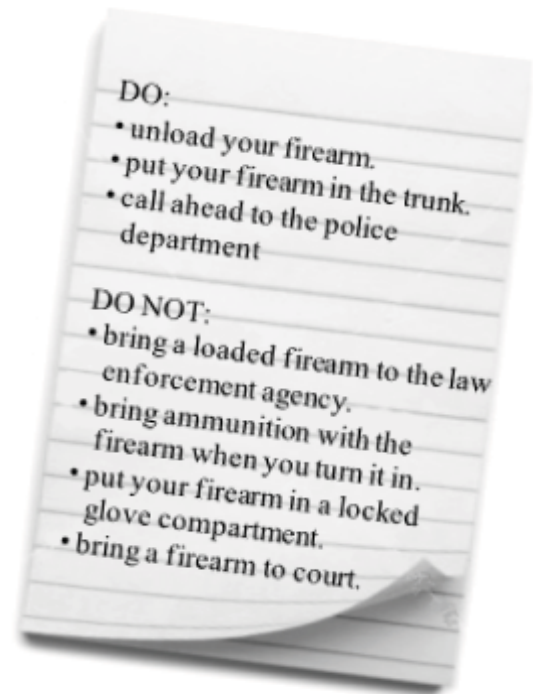
**7 Do I have to pay the law enforcement agency to keep my firearm?**

You may have to pay the agency for keeping your firearm. Contact your local law enforcement agency and ask if a fee is charged. The agency will tell you how much you need to pay.

**8 Questions?**

Call your local law enforcement agency:

*(Insert local information here.)*





Clerk stamps date here when form is filed.

Fill in court name and street address:

**Superior Court of California, County of**

Court fills in case number when form is filed.

**Case Number:**

**1 Protected Person**

Name: \_\_\_\_\_

**2 Restrained Person**

a. Your Name \_\_\_\_\_

Your Lawyer (if you have one for this case):

Name: \_\_\_\_\_ State Bar No.: \_\_\_\_\_

Firm Name: \_\_\_\_\_

b. Your Address (If you have a lawyer, give your lawyer's information. If you do not have a lawyer and want to keep your home address private, you may give a different mailing address instead. You do not have to give telephone, fax, or e-mail.):

Address: \_\_\_\_\_

City: \_\_\_\_\_ State: \_\_\_\_\_ Zip: \_\_\_\_\_

Telephone: \_\_\_\_\_ Fax: \_\_\_\_\_

E-Mail Address: \_\_\_\_\_

**3 To the Restrained Person:**

If the court has ordered you to turn in, sell, or store your firearms, you may use this form to prove to the court that you have obeyed its orders. When you deliver your unloaded weapons, ask the law enforcement officer or the licensed gun dealer to complete item 4 or 5 and item 6. After the form is signed, file it with the court clerk. Keep a copy for yourself. For help, read Form CH-800-INFO, *How Do I Turn in, Sell, or Store My Firearms?*

**4 To Law Enforcement**

Fill out items 4 and 6 of this form. Keep a copy and give the original to the person who turned in the firearms.

The firearms listed in 6 were turned in on:

Date: \_\_\_\_\_ at: \_\_\_\_\_  a.m.  p.m.

To: \_\_\_\_\_  
*Name and title of law enforcement agent*

\_\_\_\_\_  
*Name of law enforcement agency*

\_\_\_\_\_  
*Address*

I declare under penalty of perjury under the laws of the State of California that the information above is true and correct.

\_\_\_\_\_  
*Signature of law enforcement agent*

**5 To Licensed Gun Dealer**

Fill out items 5 and 6 of this form. Keep a copy and give the original to the person who sold you the firearms or stored them with you.

The firearms listed in 6 were

sold to me  transferred to me for storage on:

Date: \_\_\_\_\_ at: \_\_\_\_\_  a.m.  p.m.

To: \_\_\_\_\_  
*Name of licensed gun dealer*

\_\_\_\_\_  
*License number Telephone*

\_\_\_\_\_  
*Address*

I declare under penalty of perjury under the laws of the State of California that the information above is true and correct.

\_\_\_\_\_  
*Signature of gun dealer*



**6 Firearms**

	<u>Make</u>	<u>Model</u>	<u>Serial Number</u>
a.	_____	_____	_____
b.	_____	_____	_____
c.	_____	_____	_____
d.	_____	_____	_____
e.	_____	_____	_____

Check here if you turned in, sold, or stored more firearms. Attach a sheet of paper and write "CH-800, Item 6—Firearms Turned In, Sold, or Stored" for a title. Include make, model, and serial number of each firearm. You may use Form MC-025, Attachment.

**7** Do you have, own, possess, or control any other firearms besides the firearms listed in **6**?  Yes  No  
If you answered yes, have you turned in, sold, or stored those other firearms?  Yes  No  
If yes, check one of the boxes below:


- a.  I filed a *Proof of Firearms Turned In, Sold, or Stored* for those firearms with the court on (date):
- b.  I am filing the proof for those firearms along with this proof.
- c.  I have not yet filed the proof for the other firearms. (Explain why not):  
 Check here if there is not enough space below for your answer. Put your complete answer on the attached sheet of paper or Form MC-025 and write "Attachment 7c" for a title.

\_\_\_\_\_  
\_\_\_\_\_  
\_\_\_\_\_  
\_\_\_\_\_

I declare under penalty of perjury under the laws of the State of California that the information above is true and correct.

Date:

\_\_\_\_\_  
*Type or print your name*

 \_\_\_\_\_  
*Sign your name*